

# Daniel Boone Conservation League

## ***FACILITY USE & SAFETY PROCEDURES***



*4694 Highway 167  
Hubertus WI, 53033*

*(February 2024)*

<https://www.dbcl.org/>

Caretaker Phone  
(262) 623-1268

Contact Info at: <https://www.dbcl.org/contact-us>

It is the responsibility of each *Daniel Boone Conservation League* (DBCL) member, as well as each of their escorted family members and/or guests, to know and obey these ***Facility Use & Safety Procedures*** (FU&SP).

Members are also strongly encouraged to ensure these rules and procedures are followed by other members, their families, and guests. Failure to abide by these rules and procedures will subject the member to sanctions, as determined by the DBCL Board of Directors.

All noted rules shall apply to general facility and range use. Any deviations to rules must have prior written approval of the DBCL Board of Directors – e.g. Matches and Leagues.

**Note:** Many DBCL leagues and/or matches are already pre-approved for rule deviations. These deviations are permitted due to monitoring of shooting by match/league staff.

**\*\* If you are unsure or unclear about any DBCL procedure or rule, please ASK! \*\***

## **GENERAL FIREARM SAFETY**

- Always point the muzzle in a safe direction (i.e. Down Range).**
- Always keep your finger off the trigger until you are ready to shoot.**
- Always keep your firearm unloaded until you are ready to shoot.**

- \* Appropriate eye and ear protection is **required** for all shooters and highly recommended for all spectators on all ranges. Eye and ear protection can be purchased from Caretakers. **Note:** Match/Event/League staff may require eye and ear protection for all spectators too.
- \* Chamber flags are required on CEASE FIRE, when bell/light is on, when gun is in rear rack, when gun is not being held, and/or when gun is moved uncased from a firing station.
- \* When casing/uncasing firearms on PISTOL and RIFLE Ranges, it must be done on the firing line and with the muzzle of the firearm always pointed downrange.
- \* Know how to operate your firearms safely and only use correct, specified ammunition.
- \* Be sure that your firearm is safe to operate, and the barrel is free of any obstructions.
- \* Never use alcohol, drugs or any impairing medications before or during shooting.
- \* Store guns so they are not accessible to unauthorized persons.
- \* Pregnant women and children under 7 years old should consult physician before visiting ranges
- \* Hygiene - Refrain from eating, drinking, smoking, or placing hands in proximity to your mouth or nose while on the range or cleaning a gun. Wash hands with cold water after shooting, handling ammunition or cases, and after cleaning firearms.

**Note: Federal, State, and Municipal laws as they relate to firearms and ranges must be obeyed**

## **Administrative Rules**

1. **No alcohol is to be consumed either before or during shooting on any range or field.**
2. All members must have a valid membership card on them and show any time requested. Members 16-17 years old must also have Hunter Education card if shooting without parent. *(Note: Clear and legible photo of card on a smartphone along with photo ID is acceptable.)*
3. All members and guests **MUST** sign-in using the register in the clubhouse vestibule before using any DBCL facilities or ranges. Only exceptions are for leagues, matches, and hunting on grounds.
4. Only members and escorted immediate family or guests may use the DBCL grounds or facilities. (“immediate family” is considered to include spouse, minor children, and minor grandchildren)
5. Members may escort up to two (2) guests and immediate family members at a time, except for up to four (4) guests and immediate family members at a time for trap or skeet shooting. Members may escort immediate family as often as they wish, but the same guest only twice during calendar year.
6. Members have priority over family/guests– i.e. family/guest may not have station if range is full.
7. No hunting, trapping, or killing wildlife allowed on DBCL property, without Board approval. Fishing at pond is permitted, but “catch-n-release” for adults and only 2/day for minor children.
8. Building of fires or use of BBQ grills is not allowed without prior Board permission and permits.
9. All dogs **MUST** remain leashed on club grounds, except when doing training at the pond. No dogs are permitted in the clubhouse except for certified/registered service or assistance dogs.
10. No private solicitation or profit-making services are allowed on DBCL property.
11. Parking is only allowed in upper or lower designated areas – no cars/trucks on ranges or walkways.
12. All metallic cases, shotshell hulls, loose targets, empty ammo boxes and other trash should be picked up and placed in the appropriate containers.
13. Attach targets to the stands with staples or tape – i.e. no nails or large metal fasteners.
14. Shooters may collect their own or unclaimed brass. Brass in white range buckets is the property of DBCL and is not to be removed without authorization.
15. All club equipment must be returned to appropriate locations when finished shooting (e.g. shooting rests, bags, chairs, spotting scopes, target stands, voice controllers, etc.)
16. Shooters are required to take down and dispose of paper targets when finished shooting.
17. DBCL is not responsible for lost or stolen property on the grounds, parking lots, or clubhouse.
18. Scheduled range closures are announced via the DBCL website Calendar.
19. Ranges may be closed without notice for unsafe conditions, needed repairs or maintenance.
20. Use of ranges and other facilities for matches and special events are subject to Board approval.
21. Shooting is allowed from 8:00AM to “dusk”. (Dusk is when any parking lot light comes on.)
22. Members are liable for damage to range or equipment caused by their own or guests’ negligence.
23. Clubhouse use must be formally scheduled, and Caretakers notified at least one week prior to event.
24. Personal powersport vehicles are not allowed. *(This includes ATV’s, Side-by-Sides, Golf Carts, Snowmobiles, Dirt Bikes, etc.)*
25. No personal “carry in” and consumption of alcoholic beverages is allowed on club property.

## **GENERAL RANGE SAFETY RULES**

### **1. If a “CEASE FIRE” command is given:**

- *immediately stop shooting*
- *unload the firearm, open the action, and insert a chamber flag*
- *set firearm down at shooting station with muzzle pointed down range*
- *move behind Red Line on 25/50yd, Handgun, 100/200yd and Aux ranges*
- *wait for any additional instructions.*

All shooters MUST obey the Cease Fire command, regardless of who gives it.

Anyone observing an unsafe situation can and should give the Cease Fire command.

The person calling “Cease Fire” is responsible for determining when it is safe to proceed down range and when it is safe to resume shooting. If a match is being conducted, then the designated Range Officer will give necessary commands.

**TARGET CHANGES → it is not required to express or use “Cease Fire” command:**

- *Notify all shooters of intention to place/replace targets and/or go down range*
- *Allow shooters to make guns safe – ammo out, actions open, chamber flags in*
- *Once all guns are made safe, then turn on the Bell/Light warning system*

**Before going down range, the range bells and warning lights MUST be on and all shooters and observers must have followed the above “Cease Fire” conditions. Person turning on bell/lights is responsible for ensuring all persons going down range have returned and it’s safe to resume firing, with same person turning off bell/light.**

**No shooting or handling of any firearms is allowed when any person is down range.**

**No persons are to be in area between Red Line and Firing Line when bell/light is on.**

After all shooters have returned from down range the line will not be called “open” until all persons at the range acknowledge that the range is safe. Only then can shooters return to their firing positions. Violators will be asked to leave the range.

2. Target shooting is allowed on established ranges ONLY.
3. Shooting on ranges is allowed only from the **Firing Line**.  
(“Firing Line” is the front of shooting positions and along the line of center roof support posts)
4. Loaded firearms are only allowed on the firing lines, except for “carry” handguns and for Board approved events. All carry handguns must remain cased or holstered until at the firing line.
5. No Draw-&-Fire is allowed on any range, except during Board approved matches or events.
6. All shooting MUST result in bullets impacting earthen backstops.
7. No fully automatic or slide/bump-fire, FRT, or similar shooting is allowed on any ranges.
8. No indiscriminate, undisciplined, or uncontrolled shooting is allowed.
9. No “rapid fire” is allowed – i.e. no shooting faster than 1/second (approx.)
10. No types of tracer, incendiary or armor-piercing cartridges are allowed.
11. Use of shotshell shot sizes greater than 7 ½ (e.g. 00 Buck) allowed only on Patterning Board
12. No types of exploding or other non-approved targets are allowed.
13. Dispose of any loaded rounds only in the “dud”/misfire safety cans.
14. Shoot straight downrange, from directly in front of target – i.e. no cross-range shooting.
15. Do not pick up spent brass from in front of shooting positions (i.e. firing line) until/unless under a “ceasefire” condition with bell/light on and above noted Red-Line rules are in effect.
16. Do not attach any targets to the legs of the provided wooden target stands.

## 25/50 Meter & 100/200 Yard Ranges

- \* Appropriate eye and ear protection is required for shooters and recommended for spectators.
- \* Chamber flags are required on CEASE FIRE, when bell/light is on, when gun is in rear rack, when gun is not being held, and/or when gun is moved uncased from a firing station.  
DBCL supplies Chamber Flags at no charge, so if none are on ranges please see the Caretakers.
- \* When casing/uncasing firearms on PISTOL and RIFLE Ranges, it must be done on the firing line and with the muzzle of the firearm always pointed downrange.

1. All centerfire, rim-fire, and black powder rifles and handguns are allowed.
2. Shotguns are allowed, but ONLY when firing slugs or sabots – i.e. no shotshells.
3. Racks behind Red Line are for unloaded long-guns with mag out, action open, and chamber flag in.
4. All shooting MUST result in bullets impacting rear earthen backstop.
5. Leave the 200yd target frames in down position with safety pins in place when finished shooting.
6. Shooters are required to take down and dispose of paper targets when finished shooting.
7. **“Approved” Targets:**
  - Paper or other flat sheet types attached to the wooden target frames.
  - DBCL-supplied metal animal-shaped ‘Silhouette’ types for matches.
  - Human silhouette targets allowed, but with no facial or bodily features.
  - “Swingers” are allowed, but only if they are directly in front of an earthen berm.
  - Cardboard boxes may be taped to metal stands at 150yd and behind 200yd stands.

OK



## Handgun Range:

- \* Appropriate eye and ear protection is required for shooters and recommended for spectators.
- \* Chamber flags are required on CEASE FIRE, when bell/light is on, when gun is not being held, and/or when gun is moved uncased from a firing station. DBCL supplies Chamber Flags at no charge, so if none are on ranges, please see the Caretakers.
- \* When casing/uncasing firearms on PISTOL and RIFLE Ranges, it must be done on the firing line and with the muzzle of the firearm always pointed downrange.

1. All centerfire, rim-fire, black-powder and air handguns are allowed. **NO** rifles or shotguns. (Note: At DBCL, if you shoulder a firearm then we consider it as a rifle or shotgun)
2. No Draw-&-Fire allowed, except during Board approved matches & events.
3. Only single projectile cartridges are to be used – e.g. no shotshell ammunition.
4. All shooting MUST result in bullets impacting rear earthen backstop.
5. All firing must be done within the confines of the individual shooting stations.
6. No uncased or un-holstered firearms are allowed behind the red firing line.
7. Muzzles of uncased and un-holstered handguns MUST be pointed down range.
9. Return hand-crank target hanger carriers to shooting stations under the roof when done.
10. Shooters are required to take down and dispose of paper targets when finished shooting.
11. “Swingers” or any other similar metal targets are **not** allowed on the Pistol Range.
12. **“Approved” Targets:**
  - Only paper or other flat sheet types attached to cardboard on target hangers.
  - Human Silhouettes are allowed, but with no detailed images. (see 25/50/100/200yd examples)

## Auxiliary Range

- \* Appropriate eye and ear protection is required for shooters and recommended for spectators.
  - \* Chamber flags are required on CEASE FIRE, when bell/light is on, when gun is in rear rack, when gun is not being held, and/or when gun is moved uncased from a firing station.
    - DBCL supplies Chamber Flags at no charge, so if none are on ranges please see the Caretakers.
  - \* When casing/uncasing firearms on PISTOL and RIFLE Ranges, it must be done on the firing line and with the muzzle of the firearm always pointed downrange.
1. All centerfire, rim-fire, and black powder rifles and handguns are allowed.
  2. Shotguns are allowed, but ONLY when firing slugs or sabots – i.e. no shotshells.
  3. Racks behind Red Line are for unloaded long guns with mag out, action open and chamber flag in.
  4. Shooting MUST result in bullets impacting into the rear earthen berm backstop.
  5. **When shooting at 50-yard, the “50-Yard” warning light at 100-yard location must be on. Please remember to turn off “50-Yard” warning light when you leave the 50-Yard range**
  6. **Do NOT attach targets to rear backstop or retaining wall. Targets must be on target stands.**
  7. “Swingers” or similar metal targets are allowed, but must be up against far rear earthen berm
  8. **“Approved” Targets:**
    - Paper or other sheet types attached to wooden frames – but NOT to red wood walls.
    - Human Silhouettes are allowed, but with no detailed images (see 25/50/100/200yd examples)

## Trap & Skeet Fields

- \* Transport of shotguns to/from parking lot and around Trap/Skeet fields requires that muzzles be pointed in a safe direction with ACTIONS OPEN and visible to others.
  - \* Appropriate eye and ear protection is required for shooters and recommended for spectators.
1. Only lead or steel shot 7½ and smaller is allowed – i.e. no slugs, sabots, or buckshot
  2. All shooters must be on their proper station and aligned before loading and/or shooting.
  3. Actions must be open until after the preceding shooter has fired at his/her target (*exceptions granted for “Annie Oakley”, “Hunt & Cover”, and/or for disabled shooters*).
  4. Only one (1) cartridge in firearm at a time – except for two (2) in Skeet and/or ‘Doubles’
  5. Only DBCL-supplied clay pigeons, purchased from Caretakers, may be used in club machines. Use of other clay pigeons is allowed for member/guest-owned equipment – hand throwers only.
  6. A member must receive training on Trap/Skeet machine operation before using and have their membership card stamped to indicate that the training has occurred.
  7. Call “Cease Fire” before going downrange from shooting stations to the target houses. Shotguns must remain unloaded with actions open, and muzzles pointed in safe directions. (*Note: The “Cease Fire” command applies only to affected target house*)
  8. Report any malfunctioning target throwing equipment to the Caretakers.
  9. Orange safety cone MUST BE placed on the top of trap house or outside the high/low skeet house whenever someone has gone downrange or is working in a trap/skeet house. Shotguns must remain unloaded, with action open, and muzzles pointed in safe direction.
  10. Trap/skeet machines must be disarmed, powered off and unplugged when you are done.
  11. Clay target boxes must be broken down prior to being thrown away in waste bins
  12. Traps #2, #3, and #4 are closed if/when anyone is downrange working on 5-Stand machines
  13. 5-Stand: Muzzles must be out trailer window while waiting to shoot, loading or shooting,

## Shotgun Patterning Range (Located just east of Trap House #5).



- \* Transport of shotguns to/from parking lot and around Trap/Skeet fields requires that muzzles be pointed in a safe direction and with ACTIONS OPEN and visible to others.
  - \* Appropriate eye and ear protection is required for shooters and recommended for spectators.
1. Only firearms shooting conventional shotshells are allowed. (i.e. multiple projectile) (e.g. field, tactical, or competition shotguns as well as handguns firing shotshells,)
  2. Only fire from directly in front of the patterning target.
  3. No firing is allowed if Trap House #5 is being used.
  4. All sizes and types of conventional shot are allowed – i.e. **No slugs or sabots.**
  5. No firing of steel shot onto the white metal patterning board.
  6. No firing at white metal patterning board closer than 30 yards.
  7. Firing must occur with shotgun shouldered and while standing still.
  8. If firing a shotgun without a shoulder stock, you must use both hands.

## Air-Gun Range – Indoors

- \* Appropriate eye protection is required for shooters and recommended for spectators
1. Only .177 Caliber and Paper targets allowed. (Bring your own targets)
  2. No shooting of pellets into the backstop ‘bales’. Use provided target stands.
  3. The double doors near the backstops **MUST** be closed and locked prior to shooting.
  4. All shooters must shoot from the same distance – i.e. No mixed distance shooting.
  5. The use of BB ammunition is not allowed due to bounce back.
  6. Shooters are required to take down and dispose of paper targets when finished shooting.
  7. Indoor range use hours are from 8am to 6pm or dusk, whichever occurs earlier.

## Archery Range – Indoors

1. Traditional archery equipment only – i.e. recurve and compound. Crossbows are not allowed.
2. **Broadheads are not allowed.** Only “Field”, “Blunt” or “Bullet” tips are allowed. (see below)
3. Only paper and other hangable commercial archery targets are allowed.
4. All targets must be affixed to shooting wall - stand-alone or 3D targets are not allowed
5. Right side of target wall is only for shooting with Video Archery System.
6. No arrows/bolts are to be nocked while anyone is downrange.
7. Bows are to be hung on wall racks or laid down (i.e. out of hand) while anyone is downrange retrieving their arrows/bolts.
8. The double doors near the backstops **MUST** be closed and locked prior to shooting.
9. All shooters must shoot from the same distance – i.e. No mixed distance shooting.
10. A member must receive training on Video Archery operation before using and have their Membership card stamped to indicate that the training has occurred.
11. Indoor range use hours are from 8am to 6pm or dusk, whichever occurs earlier.



## Archery\* Ranges – Outdoors

1. Paper or 3-D targets only.
2. **Broadheads are not allowed.** Only “Field”, “Blunt” or “Bullet” tips are allowed. (see above)
3. Crossbows are not allowed on 3-D Archery Course.
4. Do not nock arrows/bolts until you are ready to shoot.
5. If the range is crowded, you may look for a lost arrow for up to 2 minutes. If the lost arrow/bolt is not located within 2 minutes, move on, and come back later when it is less crowded.
6. Crossbows are only allowed for identified left side target bales on outdoor range south of pond.

## **Special Requirements for Using Muzzle Loading Firearms**

1. No smoking is allowed around or while using Black Powder or Pyrodex.
2. Never load directly from a container of powder – i.e. always use a measure.
3. Keep powder containers capped/closed and in a safe location when not in use.
4. Do not fire firearms over the loading area where powder or caps are present.

## **Running Deer Ranges**

- \* Appropriate eye and ear protection is required for shooters and recommended for spectators.
  - \* Chamber flags are required on CEASE FIRE, when bell/light is on, when gun is in rear rack, when gun is not being held, and/or when gun is moved uncased from a firing station.  
DBCL supplies Chamber Flags at no charge, so if none are on ranges please see the Caretakers.
  - \* When casing/uncasing firearms on PISTOL and RIFLE Ranges, it must be done on the firing line and with the muzzle of the firearm always pointed downrange.
1. A member must receive training on Running Deer machine operation before using and have their membership card stamped to indicate that the training has occurred.
  2. A minimum of two members must be present at all times when operating the machine.
  3. The minimum range is 50 yards for shooting at the deer silhouette.
  4. Single projectile firearms only.

## **Range Use by Minors:**

Parents/Guardians are responsible for their children at all times.

Under 12yrs. Must be supervised by a responsible adult. Only one firearm per minor and adult.

Ages 12-15 Must be supervised by a responsible adult.

Ages 16-17 Allowed to shoot without adult supervision if they have a ***Hunter Safety*** card.

## **On-Site Caretakers**

- **Standard Hours** for the on-site Caretakers:  
Most every day, year around, from 8:00am to 6:00pm or dusk – whichever comes earlier,
- The Caretakers' responsibilities include maintenance of the DBCL grounds and assistance to DBCL members during the specified **Standard Hours**.
- Except for medical/safety emergencies, do not ask for help outside of **Standard Hours**.
- When on-site Caretakers are not on site or during busy times, Temporary Caretakers may be on duty – identified by either a florescent DBCL vest or orange RSO shirt.
- Caretakers scheduled days off are typically Mondays, except the week of Board meetings when the scheduled day off is Wednesday. Temporary Caretakers MAY be on duty during those days.




## **Emergency Procedures**

1. **One person must take charge of the situation.**
2. **Render First Aid as Necessary and to your own abilities**
3. **If possible, have a second person call for help using a cell phone or the phone at the Caretakers' residence.**
4. **If possible, have another person stand at the driveway split to direct emergency vehicles to the location of the emergency if called for.**
5. **Notify a DBCL Officer or Board member for any further instructions.  
Telephone numbers are posted on bulletin board in vestibule.**

**Note: An AED (Automated External Defibrillator) and a Trauma Kit are available.  
Both are located near front door of the clubhouse, to the left as you enter main hall.  
In the event of an emergency and main hall doors are locked, you can break glass of main hall door to access the AED and/or Trauma Kit.**

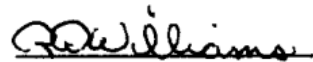
**Approved and Recorded: February 19<sup>th</sup>, 2024.**



**President – Tim Steinke**



**1<sup>st</sup> VP - Gary Kanarowski**



**2<sup>nd</sup> VP – Rick Williams**